

Build Your Own

TWEETSIE®

Refer to Assembly Instructions Sheet

RAILROAD

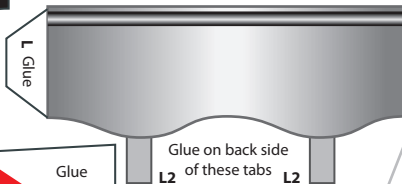
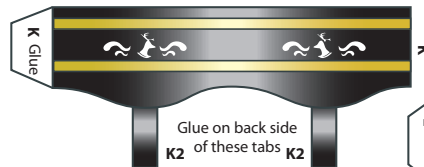
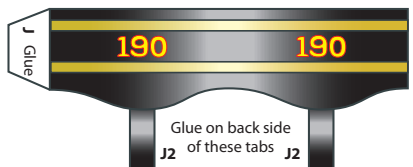
3-D

Railfan Special: 190 in 1960

Parts & Pieces Sheet 5A



Celebrating 50 years of Engine 190 at Tweetsie!

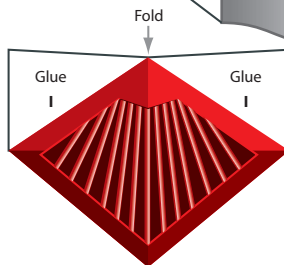


L2 center on top (refer to photo)
J2 center on top (refer to photo)
K2 center on top (refer to photo)

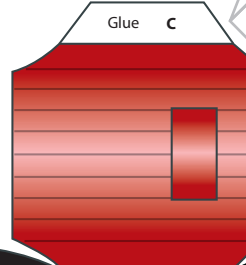
Glue D

note: For a more-rounded boiler, do not score tab D.

part of tab A will attach here





cut on pink line B (on side)

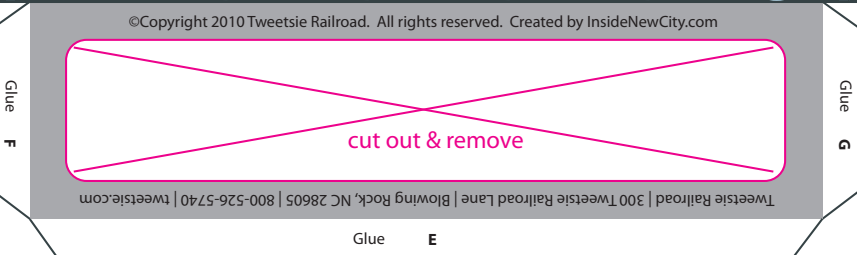


cut on pink line

Glue H



I centered on front, flush to the bottom (refer to photo)



©Copyright 2010 Tweetsie Railroad. All rights reserved. Created by InsideNewCity.com

Tweetsie Railroad | 300 Tweetsie Railroad Lane | Blowing Rock, NC 28605 | 800-526-5740 | tweetsie.com

Glue E



TWEETSIE.COM

Visit our website to find out more about Tweetsie Railroad, and how to plan your next visit to our theme park for YOUR Wild West Train Adventure!



©Copyright 2010 Tweetsie Railroad. All rights reserved. Tweetsie Railroad | 300 Tweetsie Railroad Lane Blowing Rock, NC 28605 | 800-526-5740 | tweetsie.com